







CONTRÔLE DES CHARGES

BARRES D'ARRIMAGE





BARRES À COUSSINS

											
KI-10085	acier	poids: 11.4 lbs.	90" à 105"	KI-JB101XL	poids: 17.2 lbs	extra longue	86" à 114"				
KI-10088	aluminium	poids: 8.5 lbs.	90" à 105"								
RECHANGE		RECHANGE		RECHANGE		RECHANGE					
											
KI-10052	SABOT	GROS TUBE	KI-10053	SABOT	PETIT TUBE	KI-10121	COUSSIN	GROS TUBE	KI-10123	COUSSIN	PETIT TUBE

BARRE DE RETENUE

ENSEMBLE DE RÉPARATION								PROFILÉ	
				bout 1"		bout 1"			
KI-10125-31				KI-1816-2C	RONDE	KI-1818-2C	CARRÉE	KI-1806	10 pieds

BARRE TYPE "E"

		LONGERON		EMBOUT PLASTIQUE		SUPPORT POUR BARRE D'ARRÊT	
91.9" à 102.3"							
KI-FE8066-3	18.8 lbs.	KI-43001	10 pieds	KI-8730		KI-10062	SUPPORT

CONTRÔLE DES CHARGES

BARRES D'ARRIMAGE - deuxième plancher

KINEDYNE


ANCIEN



EMBOUT
KI-8694-4

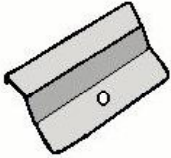
BARRE DE SUPPORT
KI-8694-102C

NOUVEAU

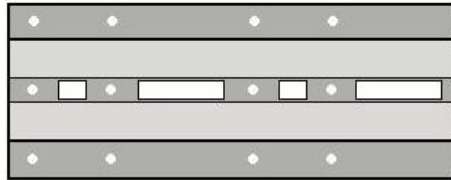


EMBOUT
KI-9085-20

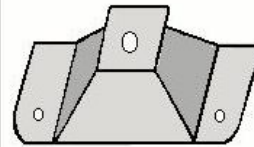
BARRE DE SUPPORT
KI-9075-102



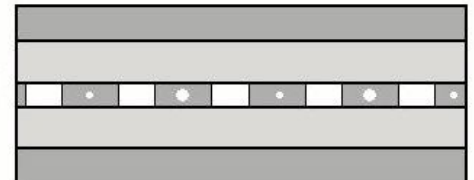
EMBOUT
KI-2043



RAIL VERTICAL
KI-2051-072



EMBOUT
KI-2071CAP



RAIL VERTICAL
KI-2071-072

ANCRA


ANCIEN



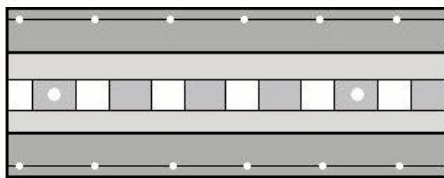
TUBE SEUL
AN-41332-10

POUTRELLE
AN-49414-15

NOUVEAU



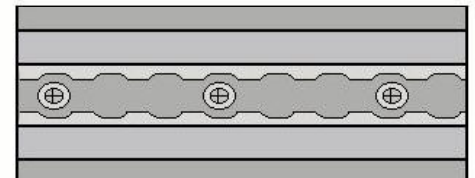
POUTRELLE
AN-48516-10



RAIL VERTICAL
AN-48304-60



EMBOUT
AN-49384-11



RAIL VERTICAL
AN-49363-10-72



OUTIL DE RELÂCHE
AN-49445-10